



CRYSTAL LAKE

Betsie Valley Trail

Railroad Point Natural Area

0.25 mile loop



360 feet

560 feet

0.3 miles









Total trail length approximately 1.5 miles (round trip)

Mollineaux Rd

To Frankfort & BVT Access

To Beulah/Benzonia

Legend

-  Mary Margaret Johnson Trail
-  Railroad Point Natural Area
-  Betsie Valley Trail (BVT)
-  Overlook
-  Parking lot
-  Steep Bluff

Outlet Rd